

PGS200 PROFILOMETER

Measuring system for 2D profiles



USB connection



The PGS200 profilometer is a new concept instrument able, with a few simple operations, to characterize the profile even of more complex details and thanks to the modern "all in one" philosophy, it is immediately operational to carry out the measurements.

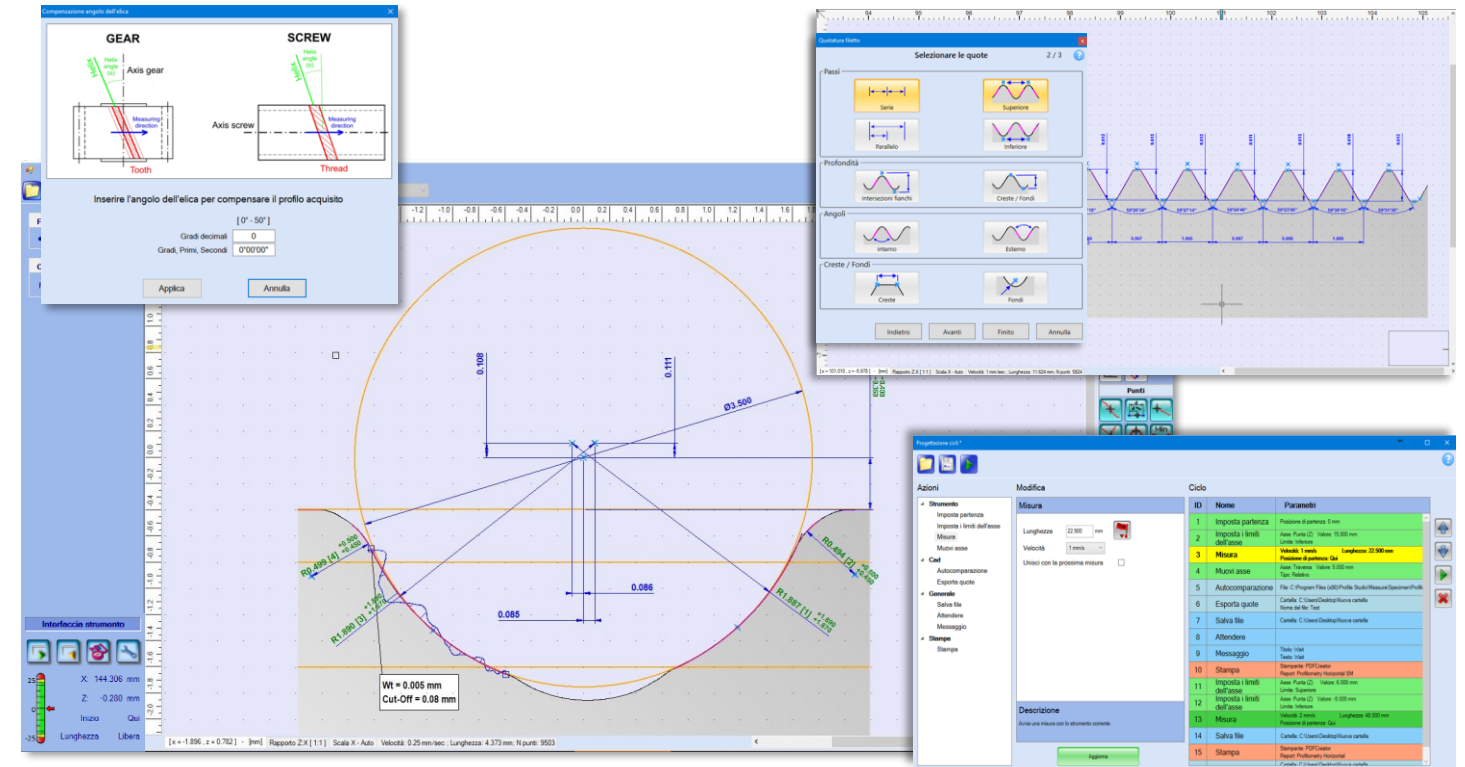
The Profile Studio software, that completes the standard PGS200 kit, is designed to be extremely intuitive and easy to use. The functions necessary for the characterization of the profile are grouped into families (points, lines, arcs and dimensions) and divided by color to facilitate their identification quickly. The CAD is highly advanced, all entities are dynamic and editable after insertion.

The PGS200 allows the analysis of complex objects thanks to the creation of measurement cycles that can automatically overcome obstacles, such as grooves or shoulders, and at the end of the measurement the profile is reconstructed with immediate evidence of the tolerance limits.

The PGS200 profilometer is available in two variants, one with a manual positioning column and one with a CNC column. In this latest version, calibration and measurement cycles are performed fully automatically.

This profilometer can also be customized for the most extreme measurement needs, in fact versions with oversized column of 700 mm, or with sliding column on precision rails are available, for all pieces that are large and cannot be handled.

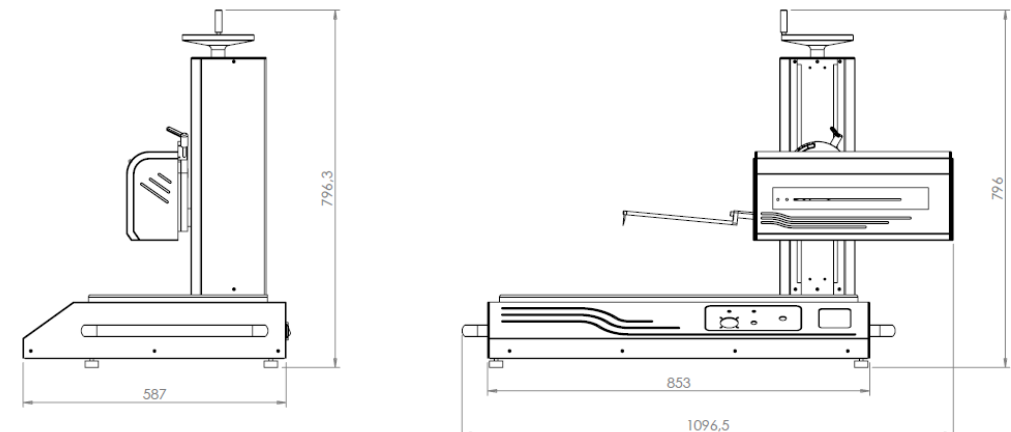
Profile Studio Software



Technical data and dimensions

Product code:	PGS200 (code: 3.100 with manual column and code: 3.101 with CNC motorized column)
Measuring range X axis:	220 mm (8.66 in)
Measuring range Z axis:	50 mm (1.97 in)
Resolution on the X axis:	0,5 µm (0.02 µin)
Resolution on the Z axis:	0,1 µm (0.008 µin)
Positioning speed:	0 - 10 mm/s (0 - 0.4 in/s)
Measurement speed:	0,2 - 0,5 - 1 - 2 mm/s (0,008 - 0,02 - 0,04 - 0,08 in/s)
Column travel:	320 mm (12.6 in) or 520 mm (20.5 in) manual or motorized CNC positioning column
Measuring tip:	Tip radius 20 µm (0.8 µin) and front camber
CNC cycles:	Automatic CNC measuring and positioning cycles with self-comparison of the measured profiles
Connection:	USB interface to Windows PC ©
Languages:	Italian, French, English, German, Spanish, Portuguese and Slovenian
Dimensions:	1096 x 587 x 796 mm (L x P x H version with 500mm manual column)
Power supply:	110-240 V ; 50-60 Hz
Total weight:	42 kg (92 lbs)
Software:	Profile Studio

* version with 500mm manual column



Vice - code: 3.403



The ground vice for clamping the pieces has a useful opening of 48mm and is the perfect accessory to complete the 3 or 4 axis positioner essential for a precise and reliable measurement.

3-axis positioner - code: 3.400



The 3-axis positioner, equipped with sliding on bearings and coupling with "T" slot, allows rapid positioning of the pieces to be measured and thanks to the positioning micrometers, finding the MAX or MIN point of your parts will be very simple thanks to the guided function via software.

4 axis positioner - code: 3.401



The 4-axis positioner, in addition to all the features of the 3-axis, offers the possibility of tilting the work surface by +/- 30°, making it possible to measure grooves or o-ring seats through the dedicated function of joining the profiles.

Measuring arms and probes




The PGS200 is able to satisfy any measurement requirement thanks to the standard and special measuring arms for small holes. In addition, the probes can be chisel, ball and conical and of different heights to be chosen from 6,8,12,21,31,41,51mm.

Head orientator - code: 3.402



The orientator allows you to tilt the measuring head by +/- 20° in order to correctly reach even the most difficult measuring areas when it is not possible to move or tilt the piece on the measuring plane.

Mobile column on rails - code: 3.404




When the pieces to be measured cannot be easily handled or are large in size, the instrument must be able to move and move to the measurement area, ensuring operator safety. This is possible thanks to the sliding columns on precision guides.

PGS200 with manual column - code: 3.100



The variant with manual column guarantees the same performance as the CNC version and is perfect especially when complex automatic measuring cycles are not required.

Positioning systems



Various other accessories are available, including the magnetic chuck (code 3.409), tiltable from 0° to 90° or the "V" supports (code 3.408) for shafts, with fixed guide height of 125mm and movable guide height adjustable from 120mm up at 155mm.